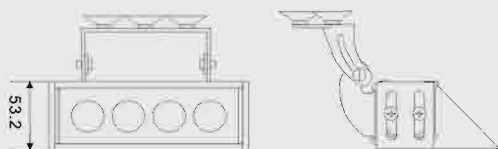


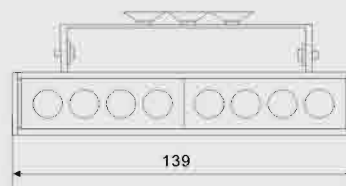
LED43 Dash/Deck LED Light



SPECIFICATION(LED43) :

- Power:4W
- High intensity LED modules
- 15 selectable flash patterns
- Includes hood, universal swivel bracket, 3 suction cups and cigarette plug with on/off switch
- Flash patterns limited with colors other than amber

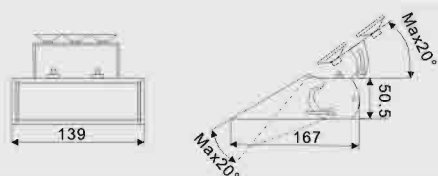
LED43-2 Dash/Deck LED Light



SPECIFICATION(LED43-2) :

- Power: 8W
- High intensity LED modules
- 15 selectable flash patterns
- Includes hood, universal swivel bracket, 3 suction cups and cigarette plug with on/off switch

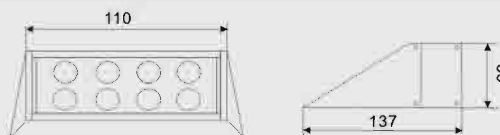
LED60F Deck LED Light



SPECIFICATION(LED60F) :

- Adopt international advanced technique.
- Low heat emission, no yawp, no pollution
- Low power consumption, energy saving
- Minitype and rainproof.

LED65 Deck LED Light



SPECIFICATION(LED65)

- High intensity LED modules
- 15 selectable flash patterns
- Includes hood, universal swivel bracket, 3 suction cups and cigarette plug with on/off switch

LED66 Dash /Deck LED Light




SPECIFICATION(LED66F) :

- Powered by 12V 9 feet of cable provided
- 16 available flash patterns Life Span of 100,000 hours
- Anti-glare coating on outer lens

- And runs on Generation 3 LED lighting
- And flash pattern changer is located on unit
- On Off switch located on the cigarette plug

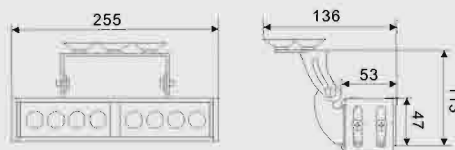
LED62 Deck LED Light



SPECIFICATION(LED62) :

- Powered by 12V and 100,000 hours life span
- 10 feet of cable provided and 16 available flash patterns
- Runs on Generation 3 LEDs and Built-in flash pattern changer
- Anti-glare coating on outer lenses
- Dimensions: 22mm L * 14mmW * 3.8mmH
- Adjustable angles for the windshield board Built on flashback Windshield reflector
- Includes 180 degree suction cup mount

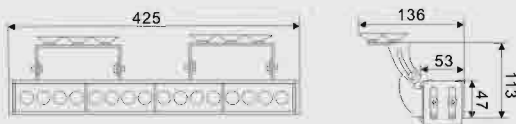
LED63 Dash/Deck LED Light



SPECIFICATION(LED63) :

- Voltage: 12VDC
- Next Generation TIR LED technology
- 15 Selectable Flash Patterns
- Self contained internal flasher
- Low profile aluminum housing
- Removable Flashback Shield
- For Interior use only.
- Suction cup mounting 4LEDs in every module. (8 LEDs total).

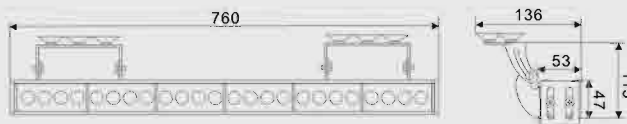
LED62-1 Dash / Deck LED Light



SPECIFICATION(LED62-1) :

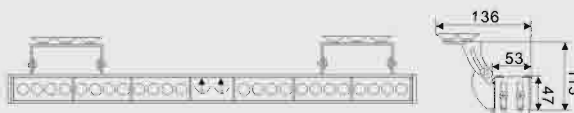
- Powered by 12V 9 feet of cable provided
- 16 available flash patterns Life Span of 100,000 hours
- Anti-glare coating on outer lens
- And runs on Generation 3 LED lighting
- And flash pattern changer is located on unit

LED62-6 Dash / Deck LED Light



- On Off switch located on the cigarette plug
- Dimensions:
43cm L x 5cm W x 5cm H (without visor)(LED62-1)
63cm L x 6cm W x 8cm H (without visor)(LED62-6)
- NEW removable L-Shaped Brackets included! (LED62-6)
- NEW removable windshield reflector included! (LED62-6)

LED62-8 Dash / Deck LED Light



SPECIFICATION :

- Powered by 12V
- 48PCS G 3 LED with middle a pair of flashing 3W LEDs .
- Waterproof at all and the front Reflector and easy to install
- 9 feet of cable provided and 16 available flash patterns
- Life Span of 100,000 hours

- Runs on Generation 3 LED lighting
- On/ Off switch located on the cigarette plug
- Flash pattern changer is located on unit
- Includes 2 suction cup mounts

LED66-4 Dash /Deck LED Light



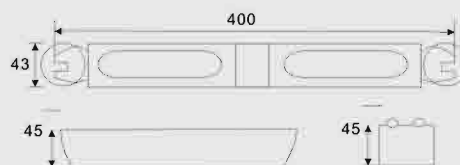
LED66-6 Dash /Deck LED Light



LED266 Dash LED Light



LED267 Dash LED Light



LED266/LED267

SPECIFICATION(LED66-4/LED66-6) :

- Powered by 12V 9 feet of cable provided
- 16 available flash patterns Life Span of 100,000 hours
- Anti-glare coating on outer lens
- And runs on Generation 3 LED lighting
- And flash pattern changer is located on unit
- On Off switch located on the cigarette plug

SPECIFICATION(LED266) :

- 16 Linear LED's and 12 V power Supply
- Each 8 LED module may be split for a total of 4 colors per deck light.

- Available in solid or split colors.
- 18 selectable flash patterns.
- Slim plastic case includes two adjustable brackets & suction cups

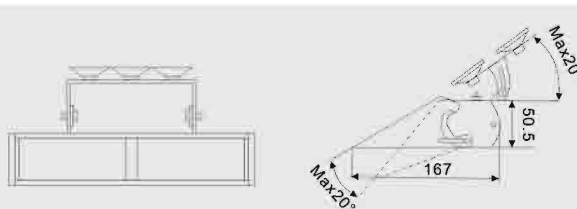
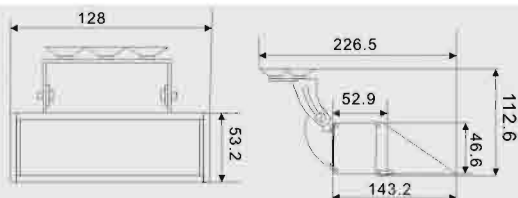

SPECIFICATION(LED267) :

- 12 Tir LED's and 12 V power Supply
- Each 6 LED module may be split for a total of 3 colors per deck light.
- Available in solid or split colors.
- 16 selectable flash patterns.
- Slim plastic case includes two adjustable brackets & suction cups

LED616 Dash /Deck LED Light



LED626 Dash / DeckLED Light



SPECIFICATION :

- 12V and 12 feet of cable provided
- 15 available flash patterns and Life Span of 100,000 hours
- All of Generation 3 Linear LED technology and one (LED616 : one module;LED626: two modules) module with 6 LEDs in Each
- Anti-glare coating on outer lens and flashback preventing

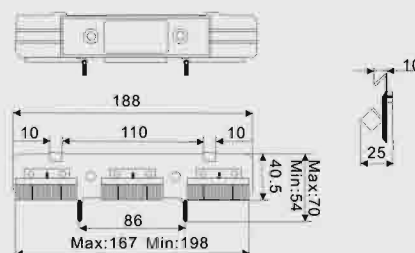
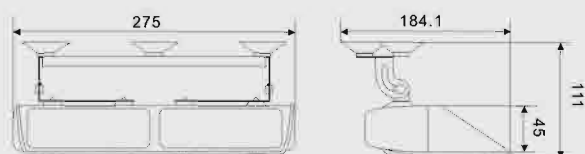

visor included

- Includes rotating brackets for mounting also cigarette plug and suction mounts(LED616/LED626)
- Includes L-shaped brackets for mounting also cigarette plug or two buttons switch box and suction mounts(LED688-2L)

LED628 Dual Talon LED Light



LED289 LED Strobe Light



SPECIFICATION(LED628) :

- Life Span: 100,000 12/24V
- G-3 LEDs with 16 Linear LED bulbs
- 15 flash patters to pick from Cigarette light plug can be Installed .
- Removable windshield hood (prevents flashback)
- Swivel bracket for permanent or suction cup mounting,
- Lighter plug with an on/off switch.
- Anti-glare coating on outer lens
- Perfect for rearview mirror, rear deck applications

SPECIFICATION(LED289):

- Voltage : DC 12
- LED Power: 1W
- Color:Red,Blue,Amber White
- Material:Aluminium housing
- Light Source:LEDS
- Packing Size:660*320*295mm
- QTY Per Carton:20PCS
- N.W/G.W:16KGS/17.5KGS

LED618 Single Talon LED Light



LED289C-8 LED Strobe Light

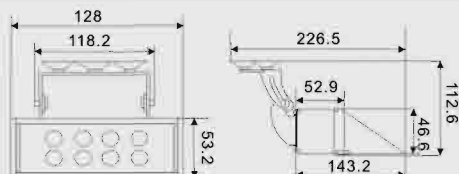


SPECIFICATION(LED289C-8):

- Voltage : DC 12/24V
- This light is made up with one controller and eight light-heads, those light-heads are make of high brightness LED lights, the controller use microcomputer programming chip, and constant voltage circuit design.
- This light has high brightness, low power loss, long life and so

- on the merits, it has a lot of kinds of flash pattern offer to choose and power off memory function.
- Easy to install and it suit all kinds of automobile vehicle installing.
- Has 15 flash patterns and Waterproof and shake -proof

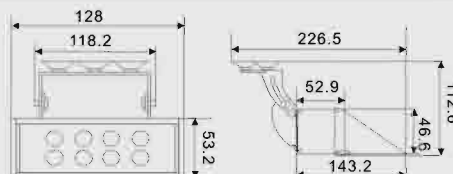
LED61F Deck LED Light



SPECIFICATION:

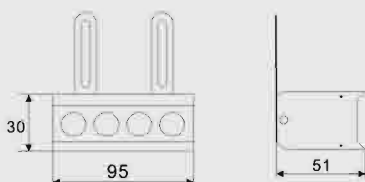
- Powered by 12V
- Weather-proof housing
- 8 Generation 3 LEDs per module
- 4W per module

LED61F-2 Double LED Light



- 15 available flash patterns
- TIR optics
- Non-volatile memory recalls last flash pattern
- Lifespan of up 100,000 hours
- Anti-glare coating on outer lens


LED64 Deck LED Light



SPECIFICATION(LED64):

- Powered by 12V DC
- High intensity Gen2 0.5Watt LEDs
- 100,000 hours life span
- Available flash patterns
- Durable housing protects against moisture and vibration
- Weather damage resistant LEDs
- Dimensions: 95mm L x 51mm W x 30mm H
- Aluminum weather-proof housing
- Signal or Pair use including a switch box

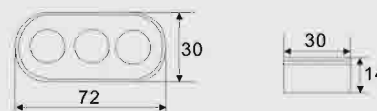
LED-A6-9 LED Grille Light



SPECIFICATION(LED-A6-9):

- Powered by 12V
- 18 PCS G-3 1W LED Bulbs
- Waterproof at all 9 feet of cable provided
- Life Span of 100,000 hours
- Runs on Generation 3 LED lighting
- The double grille light bar is specialized for Audi A6 .

LED214-4 Grill LED Light

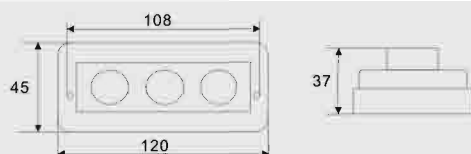


SPECIFICATION:

- Life Span: 100,000
- Powered by DC12/24V
- G-3 LEDs with 12 bulbs

- 5 flash patterns to pick from Cigarette light plug can be installed And 4 kinds colors (red ,amber ,blue and clear)to choose
- Perfect for interior and outer applications

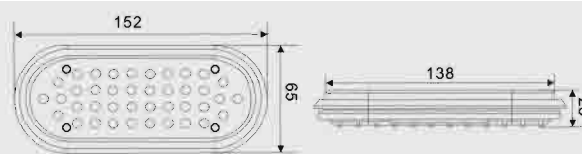
LED216-2 Doubler LED Lighthouse



SPECIFICATION(LED216-2):

- Voltage : DC 12/24V
- Life Span: 100,000 , G-3 LEDs with 4 bulbs
- 15 flash patterns to pick from Cigarette light plug can be Installed
- Perfect for rearview mirror, rear deck applications
- Weather damage resistant LEDs
- Durable housing protects against moisture and vibration

LED200 Grill LED Light



SPECIFICATION:

- 40pcs 0.2W LEDs
- 15 flash patterns
- Color: Red ,Blue ,Amber ,Clear

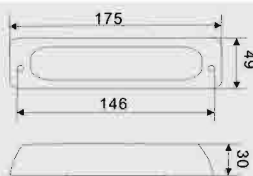
LED217 Super LED Lighthouse



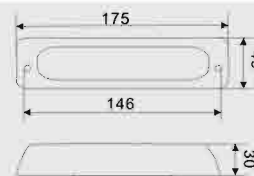
SPECIFICATION(LED217):

- Life Span: 100,000 12/24V G-3 LEDs
- Adopting newest extra bright 6 LEDs as light sources;
- Long life, extra brightness and low power consumption;
- Colored light sources with special optical lenses for excellent signaling effect, with the feature of Low heat emission, Long service life, Low power consumption, energy saving, brightness, high visibility and durability.

LED262-6 Grille LED Light



LED263 Super LED Lighthouse



SPECIFICATION(LED262-6/LED263):

- Voltage : DC 12/24V
- Electric Current : less than 1.2A
- Life Span: 100,000 G-3 LEDs with 6 bulbs(LED262-6)
- Life Span: 100,000 G-3 LEDs with 8 bulbs(LED263)
- 16 flash patterns to pick up and can flash two light heads together For synchronization .
- Perfect for rearview mirror, rear deck applications.

LED218 Dash LED Light



SPECIFICATION(LED218):

- Voltage : DC 12/24V
- Life Span: 100,000
- G-3 LEDs with 32 bulbs
- 15 flash patterns to pick from Cigarette light plug can be installed and 4 kinds colors (red , amber ,blue and clear)to choose
- Perfect for interior and outer applications .

LED214A

Single Grille LED Lighthouse



LED214C

Surface Mount Linear LED



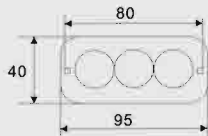
LED214B

Double Grille LED Lighthouse

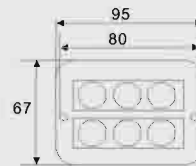


LED214D

Surface Mount Linear LED



LED214A/LED214B



LED214C/LED214D

SPECIFICATION(LED214A/B):

- Powered by DC12V,DC24V
- High intensity 3 x Gen3 LEDs(LED214A/B)
- High intensity 6 x Gen3 LEDs(LED214C/D)
- 100,000 hours life span
- 15 flash patterns to pick from Cigarette light plug can be

installed

- Perfect for rearview mirror, grille and rear deck applications
- Durable housing protects against moisture and vibration
- Weather damage resistant LEDs
- Aluminum weather-proof housing

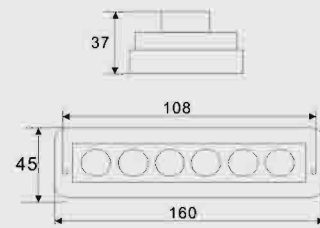
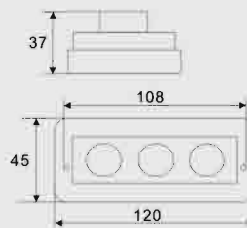
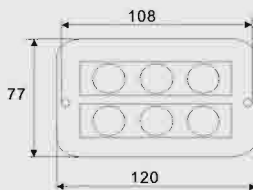
LED215 Grille LED Light



LED216 Surface Mount LED



LED216B Small Surface Mount LED



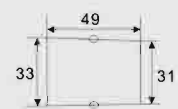
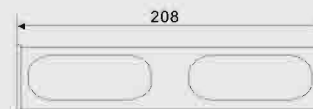
SPECIFICATION(LED215):

- Voltage : DC 12/24V
- Electric Current : less than 1.2A
- Life Span: 100,000 G-3 LEDs with 8bulbs
- 18 flash patterns to pick up and can flash two lighthoods together for synchronization .
- Perfect for rearview mirror, rear deck applications.

SPECIFICATION(LED216):

- Voltage : DC 12/24V , Life Span: 100,000
- G-3 LEDs with 4 bulbs (LED216);G-3 LEDs with 6 bulbs (LED216B)
- 15(LED216:15 flash patterns;LED216B:19flash patterns) flash Patterns to pick from Cigarette light plug can be Installed
- Perfect for rearview mirror, rear deck applications
- Weather damage resistant LEDs
- Durable housing protects against moisture and vibration

LED265 Dash LED Light



SPECIFICATION(LED215):

- Voltage : DC 12/24V
- Electric Current : <=1.2A
- Life Span: 100,000 G-3 LEDs with 8 bulbs

- 18 flash patterns to pick up and can flash two lighthoods Together for synchronization .
- Perfect for rearview mirror, rear deck applications.

LED261 Super LED Lighthead



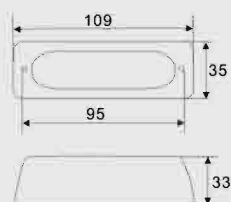
LED361 Dash/Deck LED Light



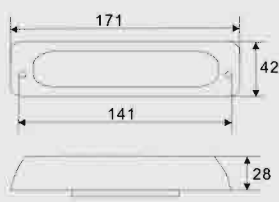
LED262 Super LED Lighthead



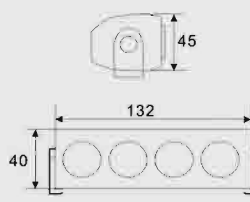
LED362 Dash/Deck LED Light



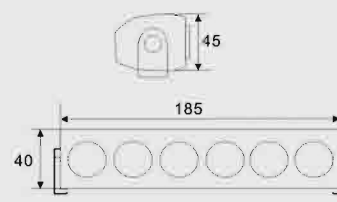
LED261



LED262



LED361



LED362

SPECIFICATION(LED261/LED262):

- Voltage : DC 12/24V
- Electric Current : less than 1.2A
- Life Span: 100,000 G-3 LEDs with 4 bulbs (LED262:8 bulbs)
- 16 flash patters to pick up and can flash two lightheads Together for synchronization .
- Perfect for rearview mirror, rear deck applications

SPECIFICATION(LED361/LED362):

- Voltage : DC 12/24V
- Electric Current : less than 1.2A
- Life Span: 100,000 G-3 LEDs with 4 bulbs(LED362:6 bulbs)
- 18 flash patters to pick up and can flash two lightheads together For synchronization .
- Perfect for rearview mirror, rear deck applications.

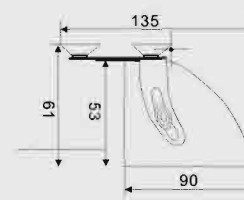
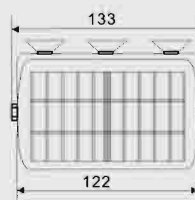
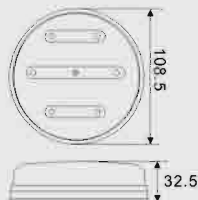
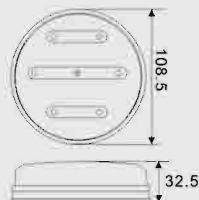
LED36H Grille LED Lighthead



LED38H Grille LED Lighthead



LED-13 LED Light



SPECIFICATION(LED36H):

This is hands down, the brightest PAR36 in existence! 10 diodes + Extreme linear optics = no equal! Perfect for any application. Fog lights, surface mount, Harley Davidson, box truck, you name it. As long as there's a PAR36 specific size opening, we have the light and the mount for you! Check the Brackets & Mounts sections for options!

- Voltage: 12/24VDC
- Current : Max. 0.75 Amps
- Flash Patterns: 10
- Bulb: 1W LED x 7 or 10 pcs
- Colors: Amber, Red, Blue, Green, White

SPECIFICATION(LED38H):

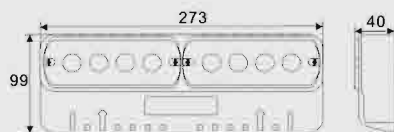
- The optical of this light is different from LED36H

- Voltage: 12/24VDC
- Current : Max. 0.8 Amps
- Flash Patterns: 15
- Bulb: 1W LED x 10
- Colors: Amber, Red, Blue, Green, White

SPECIFICATION(LED-13):

- Runs on 18PCS Generation 2 0.5W TIR LEDs
- Current : 1.45A
- Clear lens and red/blue/amber/clear/green LEDs.
- 12V and 2 meters spring cords with cigarette plug.
- 100,000 hours life span
- 7 flash patterns including steady burn, California Flash patterns (2 kinds), all flashing, double flash ,double 2 flash ,double 4 flash .

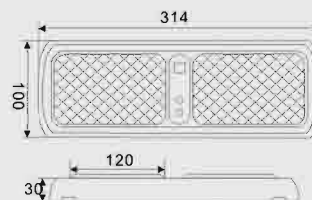
LED228 Visor LED Light



LTE228 Visor Strobe Light



LTE527 Binding Visor LED Light



SPECIFICATION(LED228):

- Voltage : DC 12/24V
- A pair of 1W LEDs modules and 15 flash patterns It is ideal for law enforcement, fire & rescue emergency responders and EMT'S
- The compact self-contained Visor Strobe produces a fully visible and effective LED light warning signal with an alternating flash pattern at 240 FPM (120 Double Flashes Per Minute).
- Versatile size allows mounting on visor, windshield, deck or dash of vehicle...wherever space is at a premium.

SPECIFICATION(LTE228):

- Voltage : DC 12V/24V
- Adopting high transparency lense for it,hard to color fade
- Flash Frequency: 240 times/minu
- Adopting high quality impulse xenon bulbs
- Applicable for mounting on inside visor of car Inside pattern

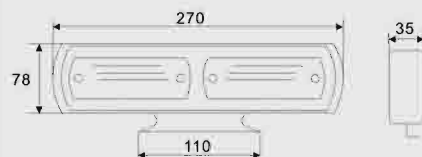
selection switch

- Versatile size allows mounting on visor, windshield, deck or dash of vehicle...wherever space is at a premium.
- Built-in 50 watt strobe power supply.

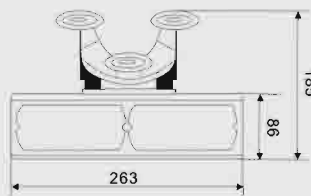
SPECIFICATION(LTE527):

- 43 LEDs per module; 86 powerful LEDs per light
- Low amp draw - 0.70 to 1.40 amps depending on flash pattern selected
- 100,000 hour life span and 16 available flash patterns
- 11.5 feet of flat cord included and powered by 12V cigarette plug
- LCD display illuminates pattern number and Memory recalls last Flash pattern picked
- 3 switches to control ON/OFF operation from driver or passenger seats
- Easy to read LCD display illuminates flash pattern number
- 16 flash patterns including 4 Steady Burn modes

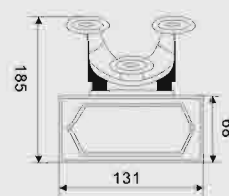
LTE229 Binding Visor Strobe Light



LTD819 Strobe Light



LTD822 Strobe Light



SPECIFICATION(LTE229):

- The compact self-contained Visor Strobe produces a fully visible and effective strobe light warning signal with an alternating flash pattern at 240 FPM (120 Double Flashes Per Minute).
- Airbag compatible.
- Versatile size allows mounting on visor, windshield, deck or dash of vehicle...wherever space is at a premium.
- It's design puts the lightheads below the tint line of most windshields when used on visor.
- Built-in 20 watt strobe power supply

SPECIFICATION(LTD819):

- Voltage : 12/24V and strobe bulbs
- Dome : Imported high-strength PC material with excellent

lustrous and high penetrating-for ability.

- 50-Watt Strobe intensity 10 feet of cable provided
- 2 available flash patterns Quad flash of 280 flashes/minute
- Double flash of 140 flashes/minute Suction cups and L bracket included
- NET WEIGHT: 2 KGS

SPECIFICATION(LTD822):

- Voltage : 12/24V and strobe bulbs
- DOME : Imported high-strength PC material with excellent lustrous and high penetrating-for ability. 10 feet of cable provided
- Double flash of 140 flashes/minute
- Suction cups included for mounting
- NET WEIGHT: 0.8KGS